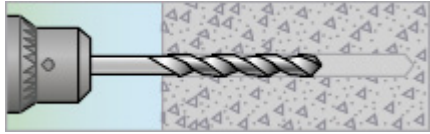
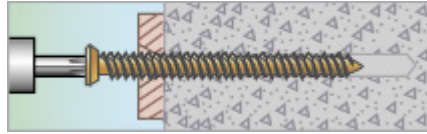


CONCRETE SCREW ECS-CY

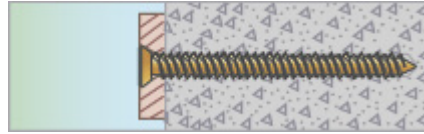
Mounting



1. Drill a hole. Roughly clean the drill hole from drill cuttings by moving the hammer drill back and forth 2-3 times.



2. Tighten the screw with a TX drive/bits or sleeve. An impact driver is recommended for dimensions 6.3 and 7.5 mm.



3. The installation is finished.